

# Year 3 Maths

## Remote learning

### 22.2.21 - 26.2.21

This pack contains:

- 5 lessons with activities (to be completed in your homework book)

#### Skills for this week:

- Understanding parts and wholes.
- Representing unit fractions
- Ordering unit fractions on a number line
- Identifying and representing equivalent fractions

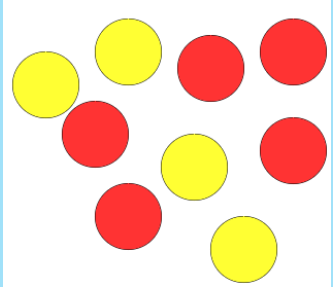
# Lesson 1

LO: To understand fractions as parts and wholes.




[Video](#)

Watch the video and join with the challenges on the video. Then, choose your chilli challenge to complete independently.



If the group of counters is the whole then the \_\_\_\_\_ is the part.



If the elephant is the whole then the \_\_\_\_\_ is the part.



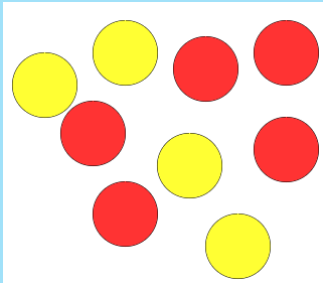
If Earth is the whole then \_\_\_\_\_ is the part.

# Lesson 1

LO: To understand fractions as parts and wholes.



[Video](#)



If \_\_\_\_\_ is the whole then  
\_\_\_\_\_ is the part.



If \_\_\_\_\_ is the whole then  
\_\_\_\_\_ is the part.



If \_\_\_\_\_ is the whole then  
\_\_\_\_\_ is the part.



Can you think of your own part whole description for this picture?

# Lesson 1

LO: To understand fractions as parts and wholes.




Write 3 of your own part whole descriptions similar to the ones from the video.

Draw pictures to show your descriptions.

## Lesson 2


LO: To represent unit fractions

A unit fraction is when the numerator is 1. For example,  $\frac{1}{2}$ ,  $\frac{1}{4}$ ,  $\frac{1}{6}$



This is what a unit fraction could look like.

I have split my whole into 2 parts and shaded in 1 part. So my unit fraction is  $\frac{1}{2}$ .





This could also be a unit fraction because I have 4 groups of apples so my denominator is 4 but I have only circled 1 group. My fraction for this picture would be  $\frac{1}{4}$ .



## Lesson 2

Write the fraction for each bar model.



Write the fraction for each bar model and then answer the questions below.



1. Which fraction is the biggest?
2. Which fraction is the smallest?
3. Do you notice anything about the fractions? Finish this sentence:

When the denominator is \_\_\_\_\_, the fraction is \_\_\_\_\_.


bigger      smaller

## Lesson 2



True or false?


$\frac{1}{3}$  of the shape is shaded.



Explain your answer using reasoning.

Key vocabulary to help you with your reasoning:

- Whole
- Part
- Denominator
- Numerator



None of the shapes in my set can be represented by a unit fraction.

Do you agree with Joel?  
Use reasoning to explain.

## Lesson 2



Justin's dinner plate has 5 equal parts.

- One unit fraction of the plate contains peas.
- One unit fraction of the plate contains broccoli.
- The rest of the plate has carrots or sprouts on it.



- a) What fraction of the plate has carrots and sprouts on it?
- b) Can the plate have  $\frac{1}{5}$  carrots on it?
- c) Can you fill the plate with  $\frac{1}{5}$  of each vegetable?

I am thinking of a number.



One third of my number is 12

Which will be greater, one half of my number or one quarter of my number?

Use cubes or a bar model to prove your answer.

Show  $\frac{1}{4}$  in as many ways as you can.





# Lesson 3



Fill in the gaps using the fraction wall on the last slide to help you.

(1)  $\frac{1}{3}$  ○  $\frac{1}{8}$

(2)  $\frac{1}{7}$  ○  $\frac{1}{4}$

(3)  $\frac{\square}{\square}$  <  $\frac{\square}{\square}$

(4)  $\frac{\square}{\square}$  >  $\frac{\square}{\square}$

## Part 2

### Order the fractions

Use the fraction wall to order the fractions.

A)  $\frac{1}{2}$   $\frac{1}{7}$   $\frac{1}{6}$   $\frac{1}{4}$

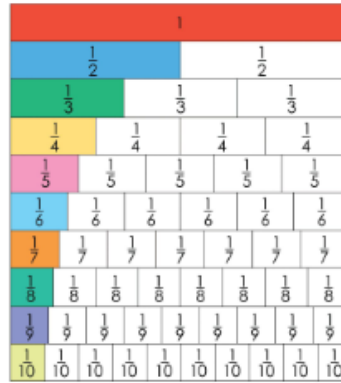
Largest



Smallest

B) Choose three of your own unit fractions. Complete the comparisons below so it is correct.

$\frac{1}{9}$  <  $\frac{\square}{\square}$  <  $\frac{\square}{\square}$  >  $\frac{\square}{\square}$



# Lesson 3



Sort the fractions into the table.

	Fractions equal to one whole	Fractions less than one whole
Unit fractions		
Non-unit fractions		

- $\frac{3}{4}$
- $\frac{2}{2}$
- $\frac{1}{3}$
- $\frac{1}{4}$
- $\frac{2}{3}$
- $\frac{4}{4}$
- $\frac{3}{3}$
- $\frac{1}{2}$

What do you notice?

Are there any boxes in the table empty?

What fraction could you write here?

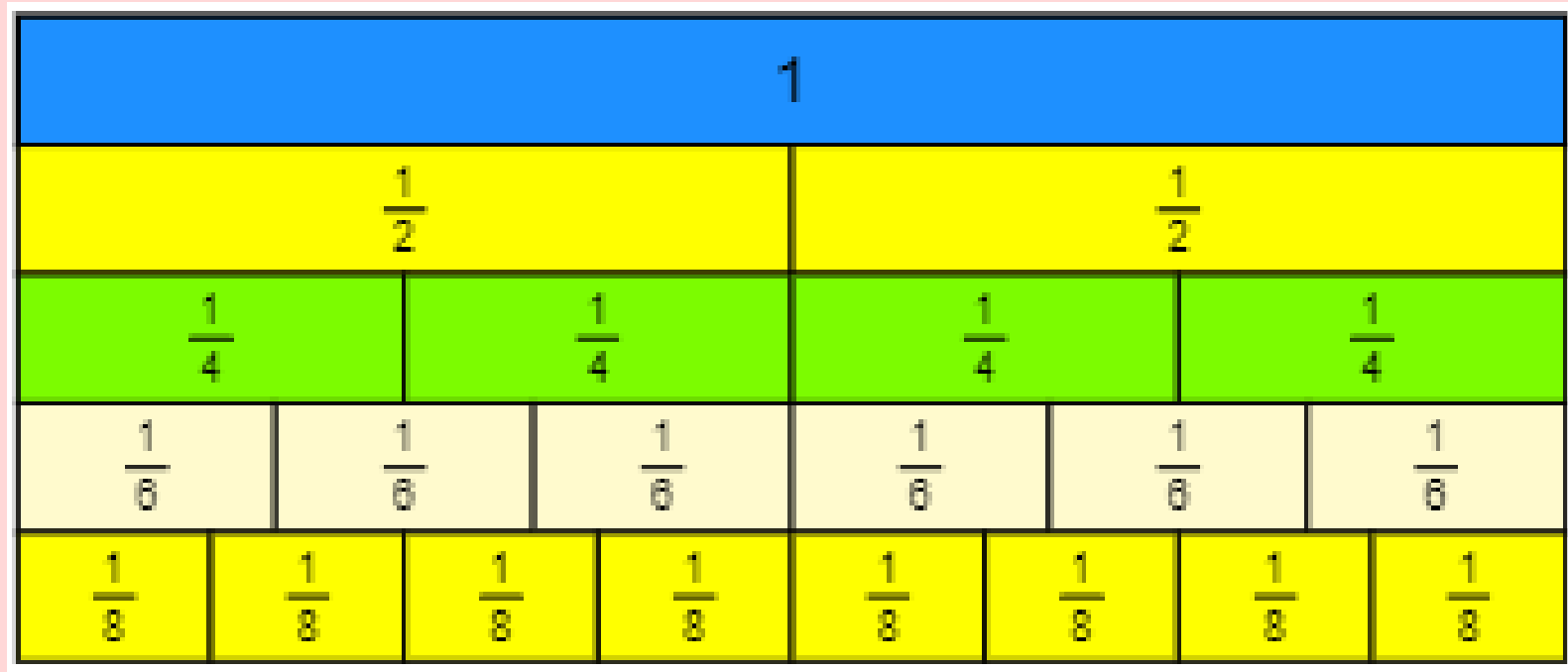
Make your own comparisons for unit fractions.

Can you draw images for these comparisons?

# Lesson 4

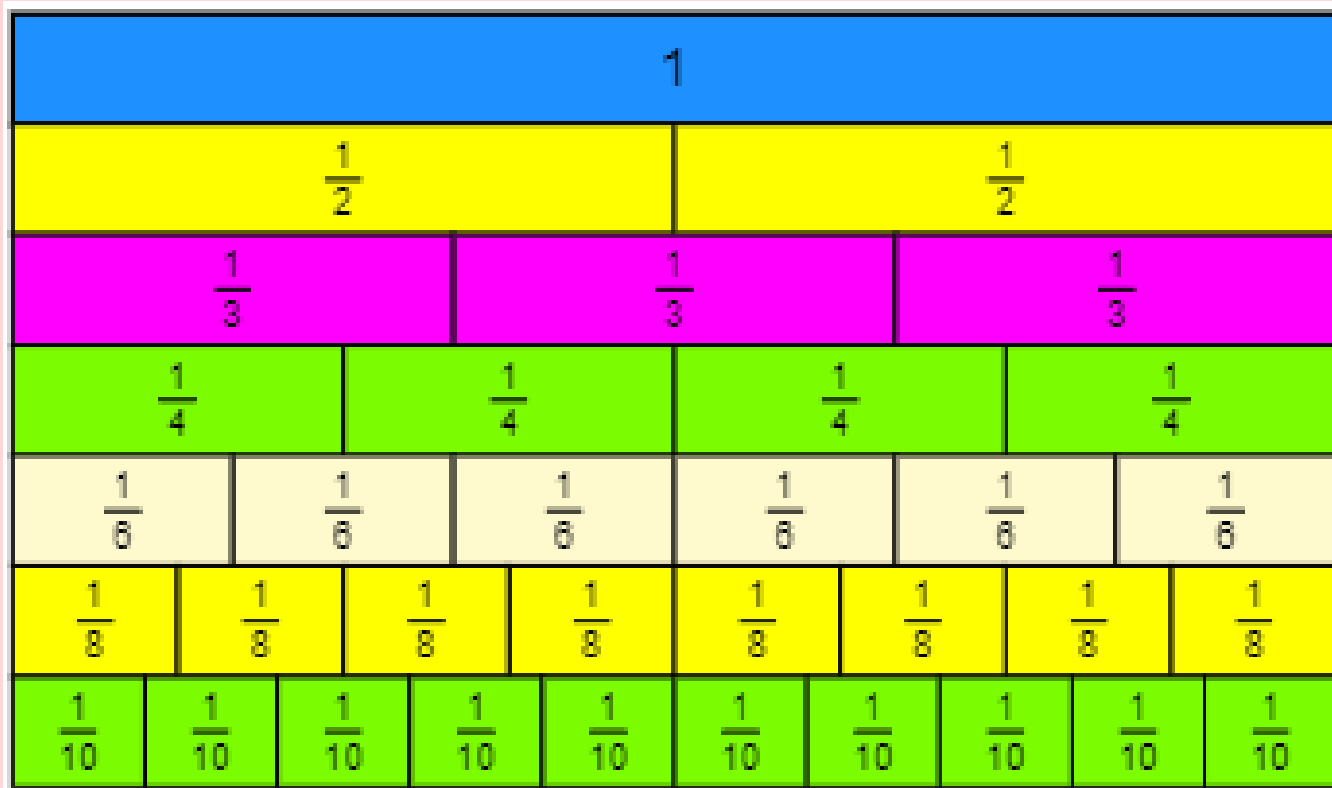


LO: To recognise fraction families



How many fractions can you find using this fraction wall that are equivalent to  $\frac{1}{2}$  ?

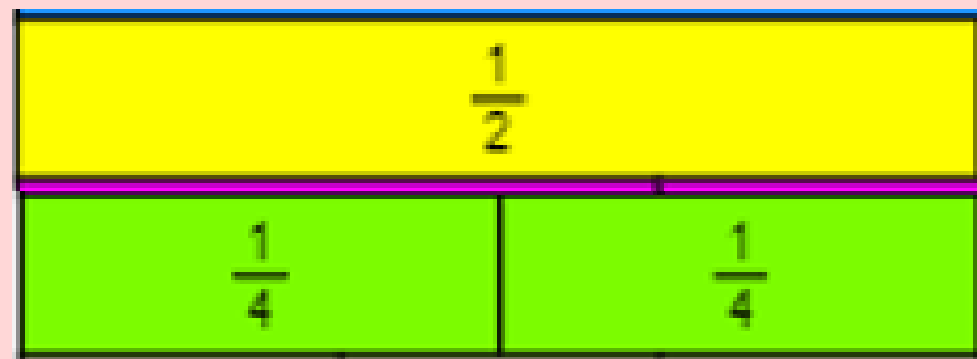
# Lesson 4



Cut up the fraction wall remembering to be really careful with your cutting.

Have a play around with the fraction wall and see if you can find equivalent fractions to  $\frac{1}{2}$

Here you can see that  $\frac{2}{4}$  is equivalent to  $\frac{1}{2}$

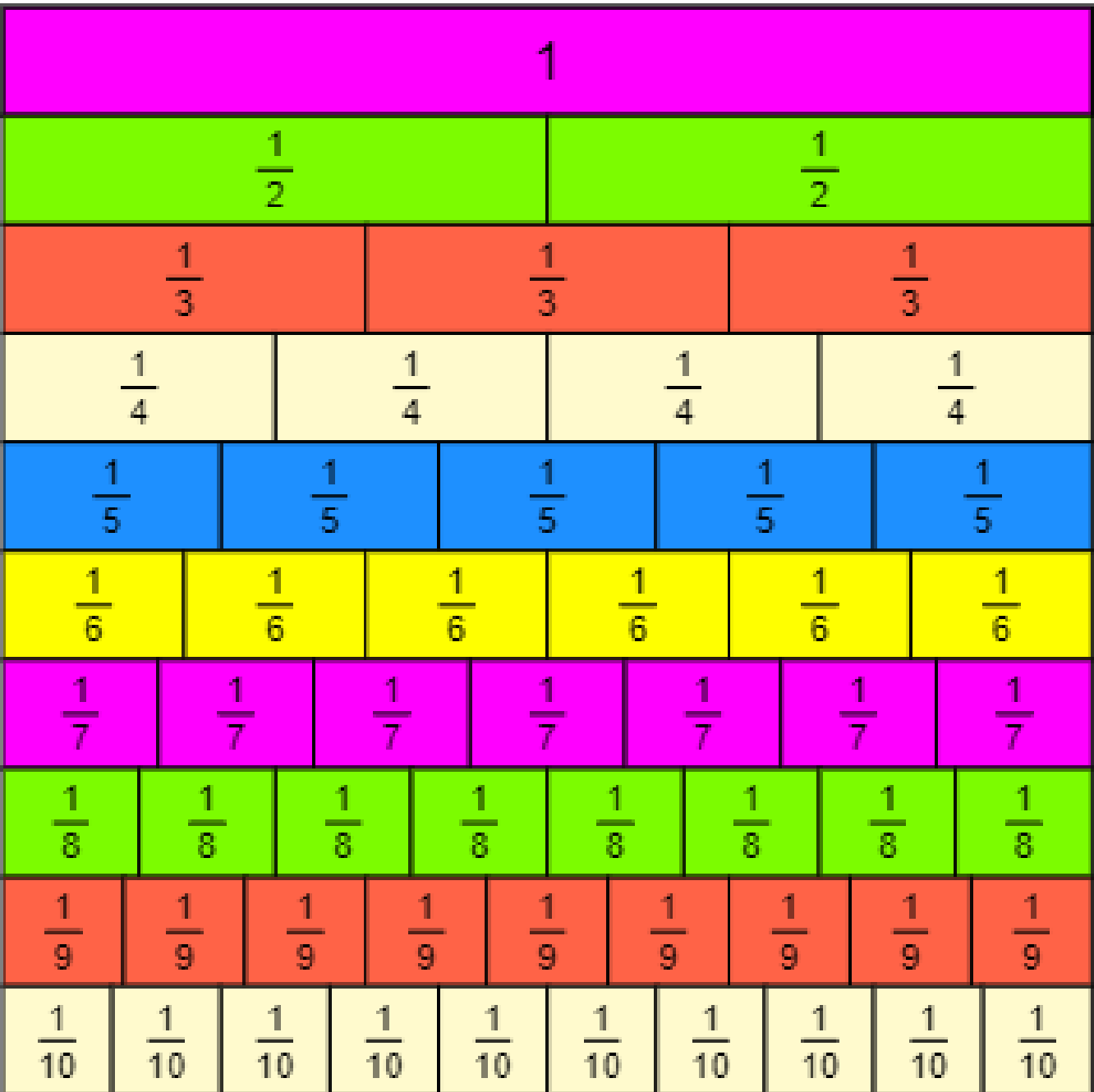


If you can't print your fraction wall to cut up, you can experiment with an interactive fraction wall using this link:

<https://mathsbot.com/manipulatives/fractionWall>

You can experiment with different denominators here as well.

# Lesson 4



Cut up the fraction wall remembering to be really careful with your cutting.

Have a play around with the fraction wall and see how many equivalent fractions you can find.

If you can't print your fraction wall, you can use <https://mathsbot.com/manipulatives/fractionWall> for an interactive one.