

Year 3 Reading Remote Learning

We usually spend around 20 minutes on a reading lesson.

Guided Reading

Week beginning - 23.11.20

Lesson 1 - I am learning to read fluently.

Today we are going to have a go at reading this part of the text fluently.

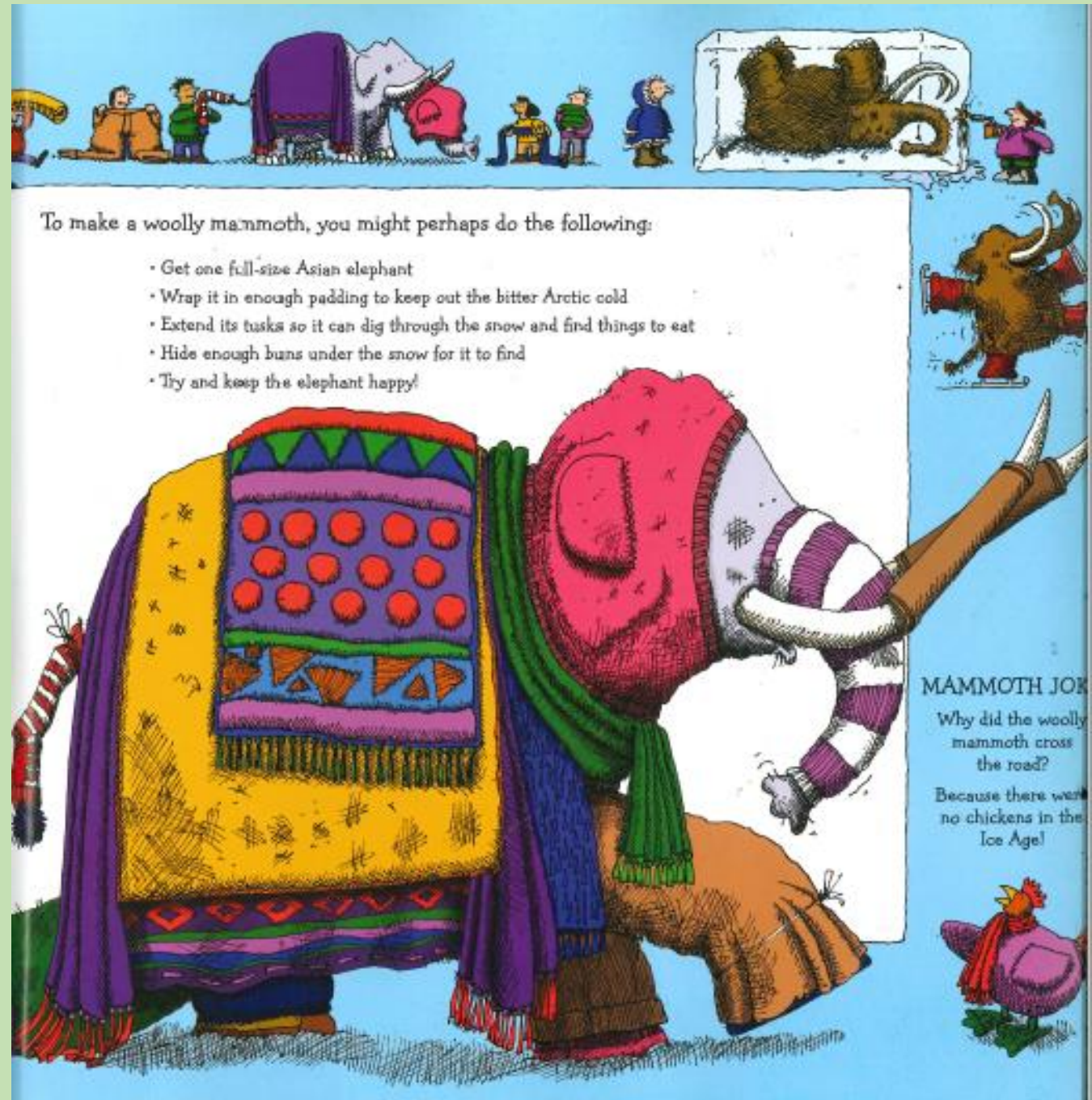
Fluency means:

- Reading accurately and smoothly
- Using expression

Practise reading the page.

Can you stress different words to see what you like the sound of?

You could try this with your reading book too.



Guided Reading

Week beginning - 23.11.20

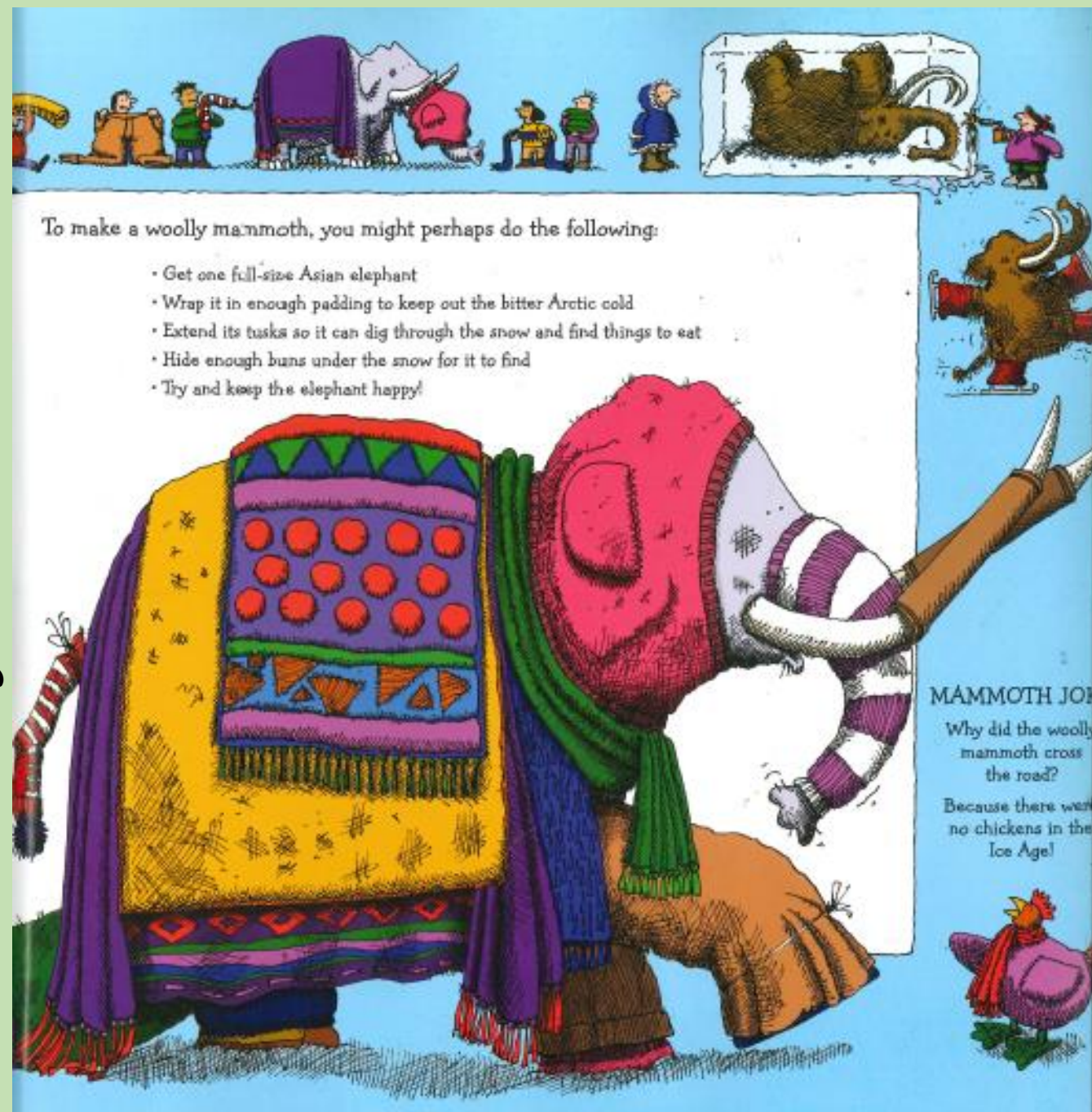
Lesson 2 - I am learning to answer questions about a text.

Re read the text. Remember to read smoothly and with expression.

Have a go at answering these questions. You will find all of the answers in the text.

1. What kind of elephant is needed to make a Woolly Mammoth?
2. Why do you need plenty of padding?
3. Why do you need to extend the elephant's tusks?
4. What could the elephant find to eat?

Point to the answers in the text and then write your answers in full sentences.



Guided Reading


Week beginning - 23.11.20

Lesson 3 - I am learning to retrieve facts from a text.

Today you need to collect facts for your Woolly Mammoth fact page.

HOW TO BUILD A WOOLLY MAMMOTH


(Please note: not actually a dinosaur!)



The Woolly Mammoth, a mammal, was not really a dinosaur but a distant relation of the elephant. They lived from about 1 million years ago and died out around three and a half thousand years ago (long after the invention of beer and ice skating!). They are often found frozen in ice in Siberia.

To make a woolly mammoth, you might perhaps do the following:

- Get one full-size Asian elephant
- Wrap it in enough padding to keep out the bitter Arctic cold
- Extend its tusks so it can dig through the snow and find things to eat
- Hide enough buns under the snow for it to find
- Try and keep the elephant happy!



MAMMOTH JOKE

Why did the woolly mammoth cross the road?
Because there were no chickens in the Ice Age!

Read the text again, remembering to read smoothly and with expression.

Collect four facts about Woolly mammoths from the text.

Guided Reading

Week beginning - 23.11.20

Lesson 4 - I am learning to summarise a text.

Using the facts you collected yesterday, create your own mini fact page about Woolly Mammoths.

When you have finished, present your page to someone. Remember to read smoothly and with expression to keep your listeners interested.

If you want to, you could use the template on the next page to structure your writing.

As well as using the facts you collected yesterday, you can include any other facts that you know about woolly mammoths.

