

Year 4 Topic Remote learning Week beginning 01.02.21

This pack contains:

- 5 tasks
- A few additional ideas to keep you busy! Please note that these are optional for you to complete if you would like to.

You will then need to bring in your homework book when you return to school. The teacher will then be able to give you feedback on the work.

History - What were the Roman Gods and Goddesses like?

Have a look through the 'Roman Gods and Goddesses' powerpoint (saved on the school website)

Can you create a top trump card for one of the Gods or Goddesses?
The template is on the next page.

When you have done this, why don't you have a go at designing your own God or Goddess and making a trump card for them?

Roman Gods

The Romans had lots of gods. Many of their gods are the same as the Greek gods, but with different names. This makes things very confusing!



We are going to look at twelve of the more popular Roman gods, if they sound familiar, the following table might help you recognise the Greek gods of the same name.

Venus... ..or Aphrodite?



twinkl www.twinkl.co.uk

History - What were the Roman Gods and Goddesses like?

<p style="text-align: center;"></p> <div style="display: flex;"><div style="border: 1px solid black; width: 200px; height: 300px; margin-right: 10px;"></div><div style="border: 1px solid black; padding: 5px;"><p><u>Ratings</u></p><p>Power:</p><p>Strength:</p><p>Beauty:</p><p>Courage:</p><p>Intelligence:</p></div></div> <p>Special skills:</p> <hr/> <hr/> <hr/> <hr/>	<p style="text-align: center;"></p> <div style="display: flex;"><div style="border: 1px solid black; width: 200px; height: 300px; margin-right: 10px;"></div><div style="border: 1px solid black; padding: 5px;"><p><u>Ratings</u></p><p>Power:</p><p>Strength:</p><p>Beauty:</p><p>Courage:</p><p>Intelligence:</p></div></div> <p>Special skills:</p> <hr/> <hr/> <hr/> <hr/>
<p>Symbols</p>	<p>Symbols</p>

what's your name? fit activity for kids

SPELL OUT YOUR FULL NAME AND COMPLETE THE ACTIVITY LISTED FOR EACH LETTER. FOR A GREATER CHALLENGE INCLUDE YOUR MIDDLE NAME & DO EACH ONE TWICE! FOR VARIETY YOU CAN USE A FAVORITE CHARACTER'S NAME OR A FAMILY MEMBER'S NAME.

- | | |
|---|--|
| A jump up & down 10 times | N pick up a ball without using your hands |
| B spin around in a circle 5 times | O walk backwards 50 steps and skip back |
| C hop on one foot 5 times | P walk sideways 20 steps and hop back |
| D run to the nearest door and run back | Q crawl like a crab for a count of 10 |
| E walk like a bear for a count of 5 | R walk like a bear for a count of 5 |
| F do 3 cartwheels | S bend down and touch your toes 20 times |
| G do 10 jumping jacks | T pretend to pedal a bike with your hands for a count of 17 |
| H hop like a frog 8 times | U roll a ball using only your head |
| I balance on your left foot for a count of 10 | V flap your arms like a bird 25 times |
| J balance on your right foot for a count of 10 | W pretend to ride a horse for a count of 15 |
| K march like a toy soldier for a count of 12 | X try and touch the clouds for a count of 15 |
| L pretend to jump rope for a count of 20 | Y walk on your knees for a count of 10 |
| M do 3 somersaults | Z do 10 push-ups |

PE Challenges

What's your name work out
Spell out your full name and complete the activity listed for each letter!


Then , design your own workout for you and your family to complete together.

PSHE - How are we different?

Read the story 'We are all different'

Draw a portrait of yourself and label all of your features and the things that make you different.

For example
curly hair
blue eyes



Romans - Amphora

Pots tell us a lot about how the romans lived. Vases were decorated on the outside with scenes from Roman life and work. What the pots were used for tells us about cooking and what they drank. Most pots from Roman times have been broken. Archaeologists carefully put them back together.

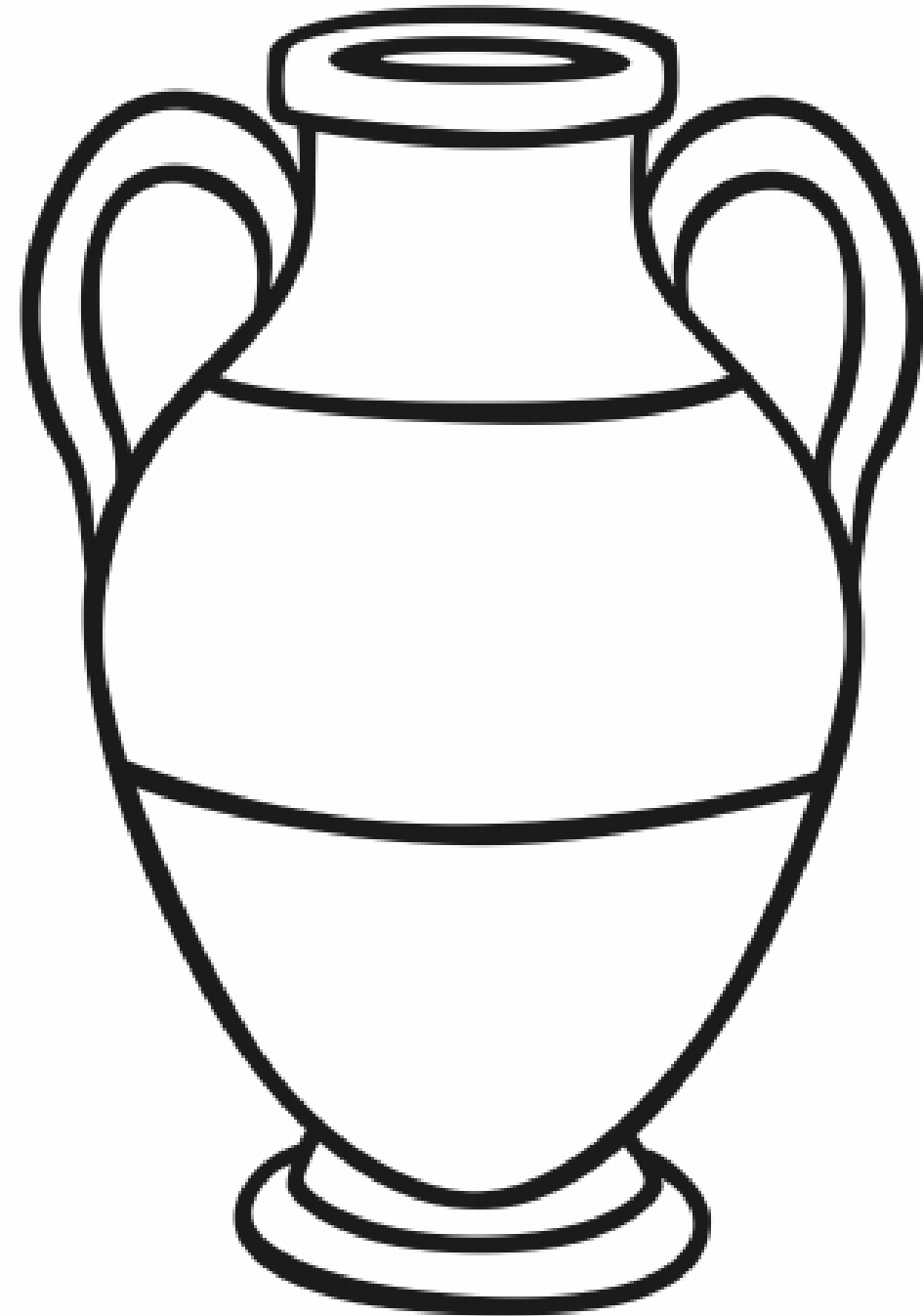
Draw a Roman vase and decorate with a scene from Roman life.

Scenes could include:

- Romans riding chariots - Romans loved to watch thrilling chariot races, which could be dangerous.
- Romans often went hunting. They hunted deer for sport and food.

How else could you decorate the vases?

Look at your Roman life research from last week to help you



Science - omnivores, carnivores and herbivores

Read through the power point on the school website.

Can you work out whether the animals on the next two slides are **omnivores, carnivores or herbivores?**

Create a table in your homework books and write the animals into the correct section.

Omnivores	Carnivores	Herbivores
	polar bears	

Herbivores are animals who only eat **plants**.

Carnivores are animals who only eat **meat**.

Omnivores are animals who eat **both plants and meat**.

Badger



I eat worms, insects, small animals, fruit and mushrooms.

Robin



I eat worms, caterpillars, fruit and berries.

Cheetah



I eat zebras, gazelles, hares and birds.

Dog



I eat dog food that has meat and vegetables in it.

Duck



I eat seeds, nuts, plants, insects and small fish.

Horse



I eat grass.

Owl



I eat insects, fish and small animals.

Squirrel



I eat nuts, pine cones, fruit, mushrooms and plants.

Cow



I eat grass.

Polar bear



I eat seals, walruses and whales.

Frog



I eat insects and worms.

Crocodile



I eat fish and other animals I can catch.

Cat



I eat cat food that has meat in it and mice and birds.

Trout



I eat insects and smaller fish.

Rabbit



I eat grass, weeds and vegetables.

Gecko



I eat insects

Spider



I eat insects

Dolphin



I eat smaller fish, squid and shellfish.

Badger



I eat worms, frogs, fruit and roots.

Adder



I eat small rodents, lizards and frogs.

Education City

<https://www.educationcity.com/>

We have uploaded more tasks onto Education city. If you fancy a change, why not have a go at them?

If you don't have your log on details or have any problems finding the tasks, please contact your teacher on their email addresses or on year4@elson-jun.hants.sch.uk

Some other things you could do...

Take a look around Chester zoo and meet some friendly animals on a virtual tour!

<https://www.chesterzoo.org/virtual-zoo-2/>

SCIENCE@HOME - Some fantastic ideas and resources from the Science Centre.

<https://www.winchestersciencecentre.org/science-home/science-home/#.YAif1ej7TIU>

Interested in sea life? Have a look at these live cams!

<https://www.montereybayaquarium.org/animals/live-cams>

Is Geography your thing?

<https://www.natgeokids.com/uk/teacher-category/geography/>

Take a virtual tour of the National History Museum

<https://www.nhm.ac.uk/visit/virtual-museum.html>