

Year 4 Topic Remote learning Week beginning 22.02.21

This pack contains:

- 5 tasks
- A few additional ideas to keep you busy! Please note that these are optional for you to complete if you would like to.
- Don't forget to look on the school website for links to this weeks music lessons.

You will then need to bring in your homework book when you return to school. The teacher will then be able to give you feedback on the work.

Science - Spring Watch

Can I make observations of how an environment changes over time?

Our new topic for the next half term is spring watch. Over the next six weeks, you are going to choose a few patches outside that you can look at and see how they change every week. This could be somewhere you walk, your garden or just outside where you live. You do not need to go anywhere special.

Your task - Create a diary about what you see! If you can, take a photo of each patch or area that you look at. If you cant, draw and make notes about what you see. Have a look on the next page to see the areas we have chosen to look at in school.

You could make a rain fall gauge and calculate how much rain falls each week. You can have a go at making a rain gauge using this [video](#). Measure the amount of water each week and write it in your diary.

Some examples of the areas at school



We will look at these areas over the next six weeks and observe how they change.



Year 4 Springwatch Diary.

Can I make careful observations of how an environment changes over time?

| Week | Patch 1 Location: | Patch 2 Location: | Patch 3 Location: | Patch 4 Location: | Weather Data |
|------|----------------------|----------------------|----------------------|----------------------|---|
| 1 | | | | | Temperature: Rainfall: Conditions: |
| 2 | | | | | Temperature: |

This document can also be found on the website.

You do not need to print this sheet, you could make notes each week in your homework books.

Religious Education - Who is Buddha?

Read through the power point called 'The Buddha' on the school website.

Your task - Draw a picture to go with each part of the storyboard.

On the next slide, there are some pictures to help you.

| | | | |
|---|--|--|---|
| | | | |
| The Buddha was born Siddhartha Gautama in a town called Lumbini, in India, near Nepal about 2500 years ago | Before his birth, his Mother Queen Maya had a dream a special dream that meant the child was going to be important. | The King did not want his son to see suffering. Siddhartha lived a life of luxury sheltered from the realities of the world. He married a beautiful princess, Yasodhara. | The King attempted to protect Siddhartha from the world but he was not happy living like a prisoner. One day he went out hunting and he saw four sights: Old age, Sickness, Death and a holy man (Poverty). |
| | | | |
| Each of the four sights made Siddhartha sad and this made him think about life. The day after his son Rahula was born; Siddhartha decided that he must leave home in a quest for enlightenment. | He spent six years travelling around India. He then lived as a Holy man with no money, clothes or luxury. He near to death when he realised this was not the answer. He decided a middle way was better between extreme luxury and extreme poverty | Siddhartha sat himself under a Bodhi tree and meditated. He was faced with many temptations sent by Mara - the force of evil. Then gradually as morning came he saw things in a new way, he became enlightened and the supreme Buddha. | He decided to share his teachings and ideas. In Buddhism, there is one person whose life and teaching helps people to understand more about life. Buddhists believe he was the wisest teacher of all. His name was Siddhartha Gautama but he is known by his special title, the Buddha. |

Can I re-tell the story of the Buddha's life?



PE Challenges

Please see the power point on the school website

Keep Active during lockdown

HAMPSHIRE SCHOOL GAMES DAILY CHALLENGE

Now, more than ever, it is important that pupils are physically active to support both their physical and mental well-being. Once again, the role of the National network of School Games Organisers has shifted to support and implement the Chief Medical Officers guidelines; for all children to be active for 60 minutes each day.

The Hampshire SGOs #HSGDailyChallenge will begin on Monday 11th January and will initially run until February Half Term. Please let us know if you are taking part in the challenges and we can then send this information to the School Games Organisers.

We look forward to parents and children sharing photos and videos of all the activities they have taken part in. Don't forget to use the #HSGDailyChallenge in your posts and tweets, as well as tagging your local SGO or Sports Partnerships (Gosport) and our school so they can see what your pupils have been up to and the impact this challenge is having across Hampshire!




The main aim of the campaign is to get and keep people moving whilst trying to have some fun!

Art - Paper weaving

Weaving is a way making fabric. To learn more about weaving, [click here](#).

Task - You are going to have a go at doing some weaving with paper. You can use any coloured paper, magazine paper, newspaper or any other kind of paper you have at home. Have fun!

Here are some example of paper weaving.



[Click here to see how to paper weave!](#)

Spanish - Weather - El tiempo

Weather - El tiempo

This half term, we will be looking at the weather in Spanish.

Task

In your books, draw the weather symbols and label in Spanish.

Use this sheet to help you.



fog
la niebla



cold
frío



clouds
las nubes



showers
la lluvia



wet
mojado



snow
la nieve



storm
la tormenta



dry
seco



hot
calor



sleet
la escarcha



rainbow
el arcoíris



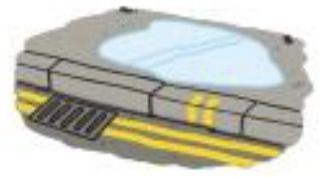
windy
ventoso



sunny
soleado



hail
el granizo



ice
el hielo

Education City

<https://www.educationcity.com/>

We have uploaded more tasks onto Education city. If you fancy a change, why not have a go at them?

If you don't have your log on details or have any problems finding the tasks, please contact your teacher on their email addresses or on year4@elson-jun.hants.sch.uk

Some other things you might like to do...

[Click here or on the picture to play a fun Maths game](#)



Some other things you might like to do...

[Click here or on the picture below to do some 'Drawing with Rob' on Youtube](#)

#DrawWithRob73 Ox 8K views • 5 days ago

Draw With Rob: Build A Story *COVER REVEAL* 1.9K views • 1 week ago

#DrawWithRob 72 Hippo 6.2K views • 1 week ago

#DrawWithRob *SPECIAL EDITION* Race Suit 14K views • 2 weeks ago

#DrawWithRob 71 Eagle 6.9K views • 2 weeks ago

#DrawWithRob 70 Steam Train 11K views • 3 weeks ago

All of my #DrawWithRob videos ▶ PLAY ALL

#DrawWithRob is a series of draw-along videos that you can watch with your kids and, hopefully, make some nice pictures together. Please hit subscribe and share with anybody that you think

#DrawWithRob 1 Gregosaurus Rob Biddulph 494K views • 10 months ago Subtitles

#DrawWithRob 2 Sausage Dog Rob Biddulph 141K views • 10 months ago Subtitles

#DrawWithRob 3 Fred Bear Rob Biddulph 100K views • 10 months ago Subtitles

#DrawWithRob 4 Kevin Rob Biddulph 114K views • 10 months ago Subtitles

#DrawWithRob 5 Alien Rob Biddulph 88K views • 10 months ago Subtitles

#DrawWithRob 6 WBD Bookmarks Rob Biddulph 61K views • 10 months ago Subtitles