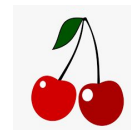


















Task 1: Notate your own rhythm patterns



	1	2	3	4
Rhythm 1 →				
Rhythm 2 →				
Rhythm 3 →				
Rhythm 4 →				

Task 2 - Turn picture notation into dot notation

Rhythm 1 →				
Rhythm 2 →				
Rhythm 3 →				
Rhythm 4 →				



Rhythm 1 →				
Rhythm 2 →				
Rhythm 3 →				
Rhythm 4 →				