

Year 3
Spelling and
Phonics
Remote learning
22.02.21 -
27.02.21

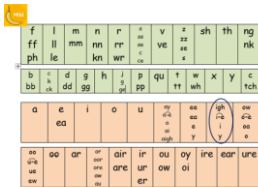
Lesson 1

Lesson 2

Lesson 3

Lesson 4

Test day



These are the different ways of spelling igh

Practise reading these slides every day

Word of day

igh knight

stripes i-e

fries ie

Reading words

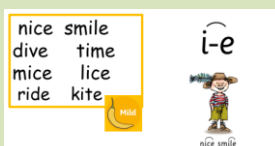
Read the text



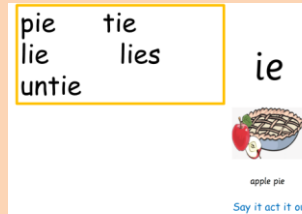
igh i-e
Jump inside one of the fantastic rides. Zoom high in the air in the plane. Get behind the wheel of an amazing car. Cross the winning line and get a prize.
Cat dived into a car and had a surprise. It turned into a plane. Suddenly, a truck's lights turned red. It was a BITE and it drove into the side of a car. It was tight but Tiger stopped the car just in time.

sigh high
night light
might igh

Fly high
Say it act it out!



nice smile
Say it act it out!



apple pie
Say it act it out!

Find the words in the text

LESSON 4

Read - Find and write out igh i-e words

Jump inside one of the fantastic rides. Zoom high in the air in the plane. Get behind the wheel of an amazing car. Cross the winning line and get a prize.

Cat dived into a car and had a surprise. It turned into a plane. Suddenly, a truck's lights turned red. It was a BITE and it drove into the side of a car. It was tight but Tiger stopped the car just in time.



igh	i-e

Practise spelling mild /spicy /hot words each day 2 – 3 words





Practise 2 -3 words to spell
Your choice of words from the mild spicy or hot (you can mix them up!
Practise 2 - 3 words to spell
Your choice of words from the mild spicy or hot (you can mix them up!
Practise 2 - 3 words to spell
Your choice of words from the mild spicy or hot (you can mix them up!

Weekly Spellings

- **Over the week** please choose 2/3 words each day (hot, spicy , mild) to learn .
- Use different ways that you enjoy to practise them.
- Ask an adult to test you on them on Friday and keep the result for your teacher



Spelling	1 st try	2 nd try	3 rd try

<p>1. ABC Order</p>  <p>Write all of your spelling words in alphabetical (ABC) order.</p>	<p>2. Word Parts</p> <p>Write your words. Then use a coloured pencil to divide the words into syllables. e.g. jumping caterpillar</p>	<p>3. Other Handed</p> <p>Write each word 5 times, switching the hand you write it with each time. Say the word as you spell it.</p>	<p>4. Vowel Spotlight</p> <p>Write your words using one colour for the vowels and another colour for the consonants. (vowels: a, e, i, o, u)</p>
<p>5. Use Technology</p> <p>Type out your spelling words on the computer. Try to use at least 4 different fonts.</p> 	<p>6. Pyramid Words</p> <p>s sp spe spel spell spelli spellin spelling (or make them boat shaped, star, smiley face, etc.)</p>	<p>7. "Ransom" Words</p> <p>"Write" your words by cutting letters out of a newspaper or magazine and gluing the letters on a piece of paper to spell your words.</p> 	<p>8. Rainbow Words</p> <p>Write your spelling words with coloured pencils. Make each letter a different colour.</p> 



Mild

f	l	m	n	r	s	v	z	sh	th	ng
ff	ll	mm	nn	rr	ss	ve	zz			
ph	le		kn	wr	se		se			nk
					c		s			
					ce					



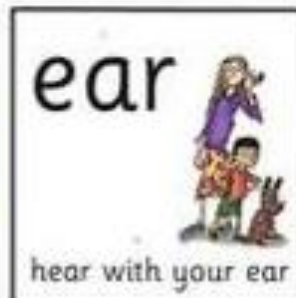





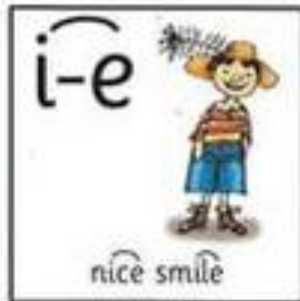
b	c	d	g	h	j	p	qu	t	w	x	y	c
bb	k	dd	gg		g	pp		tt	wh			tch
	ck				ge							



a	e	i	o	u	ay	ee	igh	ow
	ea				a-e	ea	i-e	o-e
					a	e	i	oa
					ai	y	y	o
					aigh			

oo	oo	ar	or	air	ir	ou	oy	ire	ear	ure
u-e			oor	are	ur	ow	oi			
ue			ore		er					
ew			aw							
			au							

Practise reading these
sounds every day




igh



fly high

ie



apple pie

i-e



nice smile

These are the
different
ways of
spelling igh





igh i-e

Jump inside one of the fantastic rides. Zoom high in the air in the plane. Get behind the wheel of an amazing car. Cross the winning line and get a prize.

Cat dived into a car and had a surprise. It turned into a plane. Suddenly, a truck's lights turned red. It was a BITE and it drove into the side of a car. It was tight but Tiger stopped the car just in time.

LESSON 1

Word of the day - clues

Belongs with igh words

night might light
fright lightning bright

Rhymes with **bite**



knight



sigh
night
might

high
light



igh




fly high

Fly high

Say it act it out!

sigh high
night light
might mighty
lightning
bright
midnight
moonlight



igh



Fly high

Say it act it out

Read the last three **igh** slides again and then choose between 2 and 3 words to write out and learn. You choose from mild , spicy or hot words to learn .



Look

Say

Cover

Write

Check



Spelling	1 st try	2 nd try	3 rd try

igh



fly high

1. ABC Order



Write all of your spelling words in alphabetical (ABC) order.

2. Word Parts

Write your words. Then use a coloured pencil to divide the words into syllables.
e.g. **jumping**
caterpillar

3. Other Handed

Write each word 5 times, switching the hand you write it with each time. Say the word as you spell it.

4. Vowel Spotlight

Write your words using one colour for the vowels and another colour for the consonants.
(vowels: a, e, i, o, u)

5. Use Technology

Type out your spelling words on the computer. Try to use at least 4 different fonts.



6. Pyramid Words

s
sp
spe
spel
spell
spelli
spellin
spelling
(or make them boat shaped, star, smiley face, etc.)

7. "Ransom" Words

"Write" your words by cutting letters out of a newspaper or magazine and gluing the letters on a piece of paper to spell your words.



8. Rainbow Words

Write your spelling words with coloured pencils. Make each letter a different colour.



LESSON 2

Word of the day - clues



Belongs with **i-e** words

ride

dive

time

nice

rice

shine

side

Rhymes with **strides**



stripes

nice smile
dive time
mice lice
ride kite



i-e



nice smile

nice smile
Say it act it out!

nice smile

dive time

mice lice

ride kite

surprise decide

describe divide

exercise guide

arrive



i-e



nice smile

nice smile

Say it act it out!

Read the last two **a-e** slides again and then choose between 2 and 3 words to write out and learn. You choose from mild , spicy or hot words to learn .







i-e



nice smile

Spelling	1 st try	2 nd try	3 rd try

1. ABC Order  Write all of your spelling words in alphabetical (ABC) order.	2. Word Parts Write your words. Then use a coloured pencil to divide the words into syllables. e.g. jumping caterpillar	3. Other Handed Write each word 5 times, switching the hand you write it with each time. Say the word as you spell it.	4. Vowel Spotlight Write your words using one colour for the vowels and another colour for the consonants. (vowels: a, e, i, o, u)
5. Use Technology Type out your spelling words on the computer. Try to use at least 4 different fonts. 	6. Pyramid Words s sp spe spel spell spelli spellin spelling (or make them boat shaped, star, smiley face, etc.)	7. "Ransom" Words "Write" your words by cutting letters out of a newspaper or magazine and gluing the letters on a piece of paper to spell your words. 	8. Rainbow Words Write your spelling words with coloured pencils. Make each letter a different colour. 

LESSON 3

Word of the day - clues



Belongs with **ie** words

pie

pies

lie

untie

tie

cries

Rhymes with

flies





fries

pie

tie

lie

lies

untie



Mild



apple pie

Say it act it out!

pie

tie

lie

lies

untie

quiet

fry

- fries

cry


- cries

try

- tries



ie



apple pie

Say it act it out!

Read the last two **ie** slides again and then choose between 2 and 3 words to write out and learn. You choose from mild , spicy or hot words to learn .



Look

Say

Cover

Write

Check

ie



Spelling	1 st try	2 nd try	3 rd try



apple pie

1. ABC Order



Write all of your spelling words in alphabetical (ABC) order.

2. Word Parts

Write your words. Then use a coloured pencil to divide the words into syllables.
e.g. **j**ump**i**ng
cat**e**rp**i**llar

3. Other Handed

Write each word 5 times, switching the hand you write it with each time. Say the word as you spell it.

4. Vowel Spotlight

Write your words using one colour for the vowels and another colour for the consonants.
(vowels: a, e, i, o, u)

5. Use Technology

Type out your spelling words on the computer. Try to use at least 4 different fonts.



6. Pyramid Words

s
sp
spe
spel
spell
spelli
spellin
spelling
(or make them boat shaped, star, smiley face, etc.)

7. "Ransom" Words

"Write" your words by cutting letters out of a newspaper or magazine and gluing the letters on a piece of paper to spell your words.



8. Rainbow Words

Write your spelling words with coloured pencils. Make each letter a different colour.



LESSON 4



Read - Find and write out igh i-e words

Jump inside one of the fantastic rides. Zoom high in the air in the plane. Get behind the wheel of an amazing car. Cross the winning line and get a prize.

Cat dived into a car and had a surprise. It turned into a plane. Suddenly, a truck's lights turned red. It was a BITE and it drove into the side of a car. It was tight but Tiger stopped the car just in time.



igh	i-e

LESSON 4

Read - Find and write out igh i-e words



Jump inside one of the fantastic rides. Zoom high in the air in the plane. Get behind the wheel of an amazing car. Cross the winning line and get a prize.

Cat dived into a car and had a surprise. It turned into a plane. Suddenly, a truck's lights turned red. It was a BITE and it drove into the side of a car. It was tight but Tiger stopped the car just in time.



igh	i-e	a-e	o-e